

LIMESTONE

stoneessence

PIEDRA | PORCELÁNICO ESMALTADO
STONE | GLAZED PORCELAIN TILES
PIERRE | GRES CERAME EMAILLÉ
STEIN | GLASIERTES FEINSTEINZEUG
КАМЕНЬ | КЕРАМОГРАНИТ ГЛАЗУРОВАННЫЙ

Rect 59,1x119,1 cm / 23,3"x46,9"
60x60 cm / 23,6"x23,6"
32x62,5 cm / 12,6"x24,6"



Rect. Deco Limestone Natural 59,1x119,1 / 23,3"x46,9" · Rect. Limestone Natural 59,1x119,1 / 23,3"x46,9"



Rect. Limestone Grey 59,1x119,1 / 23,3"x46,9" · Rect. Deco Limestone Grey 59,1x119,1 / 23,3"x46,9"



Deco Limestone Almond 32x62,5 / 12,6"x24,6"
Rect. Limestone Almond 59,1x119,1 / 23,3"x46,9"



Rect. Deco Limestone Natural 59,1x119,1 / 23,3"x46,9" · Rect. Limestone Natural 59,1x119,1 / 23,3"x46,9"

PIEDRA | PORCELÁNICO ESMALTADO
STONE | GLAZED PORCELAIN TILES
PIERRE | GRES CERAME EMAILLÉ
STEIN | GLASIERTES FEINSTEINZEUG
КАМЕНЬ | КЕРАМОГРАНИТ ГЛАЗУРОВАННЫЙ

Rect 59,1x119,1 cm / 23,3"x46,9"
60x60 cm / 23,6"x23,6"
32x62,5 cm / 12,6"x24,6"



Deco Limestone Natural 32x62,5 / 12,6"x24,6" · Rect. Limestone Natural 59,1x119,1 / 23,3"x46,9"



Rect. Limestone Almond 59,1x119,1 / 23,3"x46,9" · Rect. Deco Limestone Almond 59,1x119,1 / 23,3"x46,9"



Rect. Limestone Almond 59,1x119,1 / 23,3"x46,9" · Rect. Deco Limestone Almond 59,1x119,1 / 23,3"x46,9"



Rect. Deco Limestone Grey 59,1x119,1 / 23,3"x46,9"
Rect. Limestone Grey 59,1x119,1 / 23,3"x46,9"

PIEDRA | PORCELÁNICO ESMALTADO
STONE | GLAZED PORCELAIN TILES
PIERRE | GRES CERAME EMAILLÉ
STEIN | GLASIERTES FEINSTEINZEUG
КАМЕНЬ | КЕРАМОГРАНИТ ГЛАЗУРОВАННЫЙ


Rect 59,1x119,1 cm / 23,3"x46,9"
60x60 cm / 23,6"x23,6"
32x62,5 cm / 12,6"x24,6"




Rect. Limestone Grey 59,1x119,1 / 23,3"x46,9" · Rect. Deco Limestone Grey 59,1x119,1 / 23,3"x46,9"



Rect. Deco Limestone Natural 59,1x119,1 / 23,3"x46,9" · Rect. Limestone Natural 59,1x119,1 / 23,3"x46,9"




Limestone Almond **GF-20355B**
32x62,5 / 12,6"x24,6"



Deco Limestone Almond **GF-20355D**
32x62,5 / 12,6"x24,6"




Mosaico **GF-20045**
Limestone Almond
30x30 / 11,8"x11,8"




Limestone Natural **GF-20355B**
32x62,5 / 12,6"x24,6"




Deco Limestone Natural **GF-20355D**
32x62,5 / 12,6"x24,6"



Mosaico **GF-20045**
Limestone Natural
30x30 / 11,8"x11,8"



Limestone Grey **GF-20355B**
32x62,5 / 12,6"x24,6"



Deco Limestone Grey **GF-20355D**
32x62,5 / 12,6"x24,6"



Mosaico **GF-20045**
Limestone Grey
30x30 / 11,8"x11,8"

PIEDRA | PORCELÁNICO ESMALTADO
STONE | GLAZED PORCELAIN TILES
PIERRE | GRES CERAME EMAILLÉ
STEIN | GLASIERTES FEINSTEINZEUG
КАМЕЬ | КЕРАМОГРАНИТ ГЛАЗУРОВАННЫЙ

Rect 59,1x119,1 cm / 23,3"x46,9"
60x60 cm / 23,6"x23,6"
32x62,5 cm / 12,6"x24,6"



Rect. Limestone Almond 59,1x119,1 / 23,3"x46,9"

GF-20552B



Rect. Deco Limestone Almond 59,1x119,1 / 23,3"x46,9"

GF-20552D



Rect. Limestone Natural 59,1x119,1 / 23,3"x46,9"

GF-20552B



Rect. Deco Limestone Natural 59,1x119,1 / 23,3"x46,9"

GF-20552D



Rect. Limestone Grey 59,1x119,1 / 23,3"x46,9"

GF-20552B



Rect. Deco Limestone Grey 59,1x119,1 / 23,3"x46,9"

GF-20552D



Limestone Almond
60x60 / 23,6"x23,6"

GF-20436B



Limestone Natural
60x60 / 23,6"x23,6"

GF-20436B



Limestone Grey
60x60 / 23,6"x23,6"

GF-20436B



FROST-PROOF



MATTE



SLIGHT VARIATION

COLOR COLOUR	FLEXIÓN BENDING ISO-10545-4	DUREZA HARDNESS MOHS/EN-101	ABRASIÓN-PEI ABRASION-PEI ISO-10545-7	CUARTEO CRAZING ISO-10545-11	RESISTENCIA AL ATAQUE QUÍMICO CHEMICAL ATTACK RESISTANCE			ISO-10545-13	R. HELADA FROST RESISTANCE ISO-10545-12	DESGLIZAMIENTO SLIP RESISTANCE DIN 51130-R	DESGLIZAMIENTO SLIP RESISTANCE UNE-ENV 12633	DCOF ANSI A137.1	CLASIFICACIÓN GROUP GAYAFORES
					MANCHAS STAINS	AG. LIMPIEZA CLEANING AG.	ADIT. PISCINAS POOL ADDIT.						
LIMESTONE ALMOND	≥ 35	7	IV	CUMPLE	5	A	A	LA/HA	CUMPLE	R-9	C1	0,42 ≤ DCOF < 0,60	D+
DECO LIMESTONE ALMOND	≥ 35	7	-	CUMPLE	5	A	A	LA/HA	CUMPLE	-	-	-	W
LIMESTONE NATURAL	≥ 35	7	IV	CUMPLE	5	A	A	LA/HA	CUMPLE	R-9	C1	0,42 ≤ DCOF < 0,60	D+
DECO LIMESTONE NATURAL	≥ 35	7	-	CUMPLE	5	A	A	LA/HA	CUMPLE	-	-	-	W
LIMESTONE GREY	≥ 35	7	IV	CUMPLE	5	A	A	LA/HA	CUMPLE	R-9	C1	0,42 ≤ DCOF < 0,60	D+
DECO LIMESTONE GREY	≥ 35	7	-	CUMPLE	5	A	A	LA/HA	CUMPLE	-	-	-	W

CARACTERÍSTICAS TÉCNICAS
TECHNICAL DATA
CARACTÉRISTIQUES TECHNIQUES
TECHNISCHE CHARAKTERISTIKEN
ТЕХНИЧЕСКАЯ ХАРАКТЕРИСТИКА

DESARROLLO GRÁFICO
GRAPHIC DEVELOPMENT
DÉVELOPPEMENT GRAPHIQUE
GRAFISCHE VIELFALT
ГРАФИЧЕСКОЕ РАЗВИТИЕ

RECT. 59,1x119,1 / 12 patterns	RECT. DECO 59,1x119,1 / 12 patterns	60x60 / 20 patterns	32x62,5 / 20 patterns	DECO 32x62,5 / 10 patterns
---------------------------------------	--	----------------------------	------------------------------	-----------------------------------

PACKING LIST

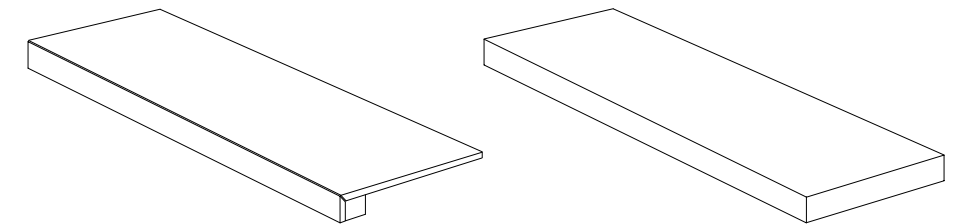
FORMATO SIZE	ESPEJOR THICKNESS	ARTÍCULO ARTICLE	PZS / CJ PCS / BOX	M2 / CJ SQM / BOX	CJ / PAL BOX / PAL	M2 / PAL SQM / PAL	KG / PZA KG / PIECE	KG / CJ KG / BOX	KG / M2 KG / SQM	KG / PAL KG / PAL
59,1x119,1	10,5	RECT. LIMESTONE	2	1,41	27	38,07	15,6	31,7	22,5	857
60x60	9,5	LIMESTONE	3	1,08	40	43,2	7,2	22,0	20,4	881
32x62,5	9,0	LIMESTONE / DECO LIMESTONE	5	1	48	48	3,9	19,9	19,9	955
30x30	9,0	MOSAICO LIMESTONE	6	0,54	36	216 PZS	1,6	9,8	18,2	354
8x60	9,0	ROD. LIMESTONE	21	1,008	63	63,504	0,95	20,0	19,8	1270

RODAPIÉ / disponible en todos los colores
BASEBOARD / available in all colours
PLINTHE / disponible dans toutes les couleurs
SOCKELFLIESE / in allen Farben lieferbar
ПЛИНТУС / доступны во всех цветах



GF-20106 Rodapié 8x60

PIEZAS ESPECIALES / BAJO PEDIDO, disponible en todos los colores
SPECIAL PIECES / UNDER ORDER, available in all colours
PIÈCES SPÉCIALES / SUR DEMANDE, disponible dans toutes les couleurs
SPEZIALTEILE / AUF ANFRAGE, in allen Farben lieferbar
СПЕЦИАЛЬНЫЕ ЧАСТИ / ПО ЗАПРОСУ, доступны во всех цветах



Peldaño Técnico

Peldaño Técnico Escuadra