



LINCOLN

GRES FINE PORCELLANATO COLORATO IN MASSA

COLORBODY FINE PORCELAIN STONEWARE

GRÈS CÉRAME FIN COLORÉ DANS LA MASSE

DURCHGEFÄRBTES FEINSTEINZEUG

CARATTERISTICHE TECNICHE

Technical Features - Caracteristiques Techniques - Technische Eigenschaften



80,2x80,2 rett. - 32"x32"

60x60 rett. - 24"x24"

30x60 rett. - 12"x24"

30x30 rett. - 12"x12"



LINCOLN GREY






Grey Grip 60x60 rett. - 24" x24"



Grey 60x60 rett. - 24" x24"



Grey 60x60 Rett. - 24"x24" / 30x60 Rett. - 12"x24" / 30x30 Rett. - 12"x12"



LINCOLN IVORY

Ivory 60x60 rett. - 24"x24"



Ivory 60x60 Rett. - 24"x24" / 30x60 Rett. - 12"x24" / 30x30 Rett. - 12"x12"

LINCOLN CARAMEL

Caramel 60x60 Rett. - 24"x24" / 30x60 Rett. - 12"x24" / 30x30 Rett. - 12"x12"



Caramel 60x60 rett. - 24"x24"

LINCOLN IRON

Iron 60x60 Rett. - 24"x24" / 30x60 Rett. - 12"x24" / 30x30 Rett. - 12"x12"



Iron 60x60 rett. - 24"x24"




LINCOLN



CARAMEL



IVORY



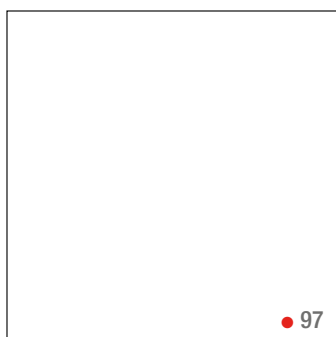
IRON



GREY

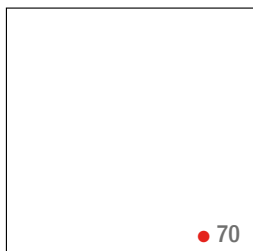
FORMATI

SIZES / FORMATS / FORMATE



80,2x80,2 rett. - 32"x32"

2000727 GREY
2000725 IRON




60x60 rett. - 24"x24"

2001689 CARAMEL
2001693 GREY
2001691 IRON
2001695 IVORY



30x60 rett. - 12"x24"

2001673 CARAMEL
2001677 GREY
2001675 IRON
2001679 IVORY




30x30 rett. - 12"x12"

2001665 CARAMEL
2001669 GREY
2001667 IRON
2001671 IVORY

MOSAICO CON TOZZETTO 30X30 - 12"x12"
(PZXBOX 11)

▲ 26

2001701 CARAMEL
2001704 GREY
2001702 IRON
2001703 IVORY



BATTISCOPA 7,1x60 - 2.8"x24"
(PZXBOX 14)

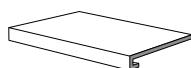
▲ 14

2001697 CARAMEL
2001699 GREY
2001698 IRON
2001700 IVORY



PEZZI SPECIALI

TRIMS / PIECES SPECIALES / FORMTEILE

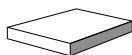


(PZXBOX 4)

▲ 168

GRADONE 32,5x60x4 - 13"x24"x1.5"

DX/SX



(PZXBOX 2)



▲ 168

GRAD. ANGOLARE 32,5x32,5x4 - 13"x13"x1.5"



IMBALLI E PESI

PACKING AND WEIGHT - EMBALLAGES ET POIDS - VERPACKUNG UND GEWICHT

Articolo Item Reference Artikel	Formato Size Format Format	 Pz.xScat. PiecesxBox Stk.xKrt. Pcs / Bte	Mq.xScat. SqmxBox M ² / Bte QmxKrt.	PesoxScat. WeightxBox Poids / Bte(kg) GewichtxKrt(kg)	 Scat.xPal. BoxesxPal. Bte / Pal. Krt.xPal.	Mq.xPal. SqmxPal. M ² / Pal. QmxPal.	PesoxPal. WeightxPal. Poids / Pal.(kg) GewichtxPal.(kg)
LINCOLN	80,2x80,2 rett.	2	1,29	22,58	36	46,44	813
LINCOLN	60x60 rett.	4	1,44	25,20	32	46,08	806
LINCOLN	30x60 rett.	7	1,26	22,05	40	50,40	882
LINCOLN	30x30 rett.	12	1,08	18,90	40	43,20	756