

SOUL

GRES PORCELLANATO SMALTATO
GLAZED PORCELAIN TILE



CERAMICA EURO S.p.A.
Via Radici Nord, 164/166 - 42014 Castellarano RE Italy
Tel +39 0536 825202 - Fax +39 0536 825210 - info@cereuro.it - www.cereuro.it



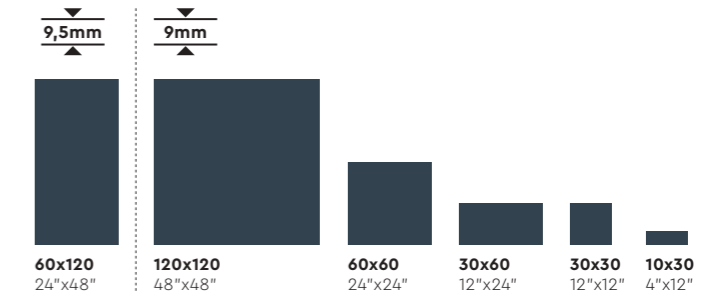


CERAMICA
EURO

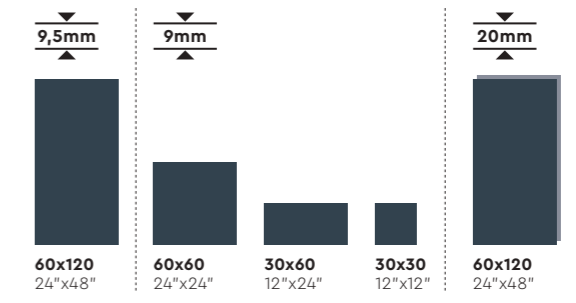
SOUL

GRES PORCELLANATO SMALTATO
GLAZED PORCELAIN TILE

INDOOR R10



OUTDOOR R11



- IVORY
- WHITE
- GREY
- SMOKE

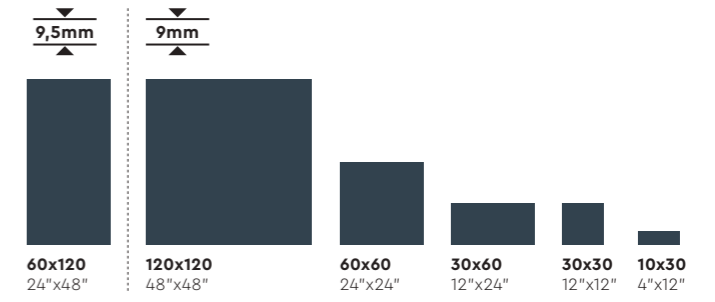



 CERAMICA
 EURO

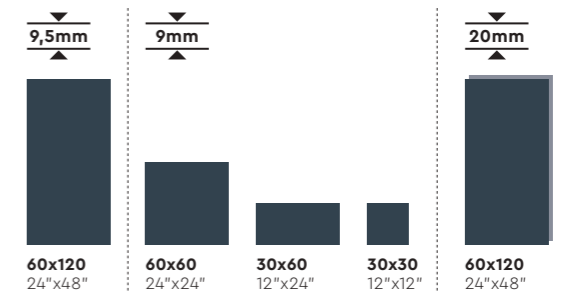
SOUL

GRES PORCELLANATO SMALTATO
 GLAZED PORCELAIN TILE

INDOOR R10



OUTDOOR R11



IVORY/WHITE

WALL SOUL
WHITE 60x120 24"x48"
IVORY 60x120 24"x48"

FLOOR SOUL
IVORY 60x120 24"x48"



WALL SINFONIE VIVALDI
60x120 24"x48"
FLOOR SOUL IVORY
120x120 48"x48"

WHITE

FLOOR SOUL
WHITE 60x120 24"x48"





WHITE/IVORY

WALL SOUL
WHITE **60x120** 24"x48"
IVORY **60x120** 24"x48"

FLOOR SOUL
WHITE **60x120** 24"x48"



GREY

FLOOR SOUL

GREY 60x120 24"x48" R11

GREY 60x120 24"x48" \pm 2 cm R11

GREY

WALL
SOUL GREY 60x120 24"x48"

FLOOR SOUL
GREY 120x120 48"x48"



SMOKE

FLOOR SOUL
SMOKE 120x120 48"x48"



GAMMA SOUL

GRES PORCELLANATO SMALTATO GLAZED PORCELAIN TILE
V3 VARIAZIONE MODERATA MODERATE VARIATION



FORMATI . SIZES

120x120 48"x48"

8 Printings

Rectified
± 9 mm R10

2x 155 **MQ**

SOUWH120 WHITE
SOUIV120 IVORY
SOUGR120 GREY
SOUSM120 SMOKE

60x120 24"x48"

8 Printings

Rectified
± 9,5 mm R10

2x 118 **MQ**

120SOUWH WHITE
120SOUIV IVORY
120SOUGR GREY
120SOUSM SMOKE

Rectified
± 9,5 mm R11

2x 118 **MQ**

120SOUWHG WHITE
120SOUIVG IVORY
120SOUGRG GREY



Rectified
± 2 cm R11 *

1x 170 **MQ**

2120SOUWHG WHITE
2120SOUIVG IVORY
2120SOUGRG GREY



* Raccomandazioni di posa a pag. 16
Laying recommendations at pag. 16

60x60 24"x24"

16 Printings

Rectified
± 9 mm R10

3x 102 **MQ**

60SOUWH WHITE
60SOUIV IVORY
60SOUGR GREY
60SOUSM SMOKE

Rectified
± 9 mm R11

3x 102 **MQ**

60SOUWHG WHITE
60SOUIVG IVORY
60SOUGRG GREY



30x60 12"x24"

Rectified
± 9 mm R10

6x 102 **MQ**

30SOUWH WHITE
30SOUIV IVORY
30SOUGR GREY
30SOUSM SMOKE

Rectified
± 9 mm R11

6x 102 **MQ**

30SOUWHG WHITE
30SOUIVG IVORY
30SOUGRG GREY



30x30 12"x12"

Rectified
± 9 mm R10

12x 110 **MQ** *

SOUWH WHITE
SOUIV IVORY
SOUGR GREY
SOUSM SMOKE

Rectified
± 9 mm R11

12x 110 **MQ** *

SOUWHG WHITE
SOUIVG IVORY
SOUGRG GREY



* Vendita su ordinazione.
Available upon request.

10x30 4"x12"

Rectified
± 9 mm R10

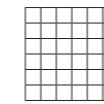
32x 150 **MQ** *

10SOUWH WHITE
10SOUIV IVORY
10SOUGR GREY
10SOUSM SMOKE

* Vendita su ordinazione.
Available upon request.

DECORI DECORS

30x30 12"x12"



Mosaico 5x5 su Rete
Rectified R10

11x 14 **PZ** *

SOUTOZWH WHITE
SOUTOZIV IVORY
SOUTOZGR GREY
SOUTOZSM SMOKE

* Vendita tassativa a scatole complete. Sale in full boxes only.

29x25 11.5"x10"



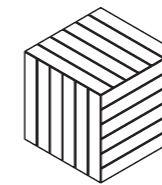
Mosaico Esagona su rete
Rectified R10

6x 42 **PZ** *

SOUESAWH WHITE
SOUESAIV IVORY
SOUESAGR GREY
SOUESASM SMOKE

* Vendita tassativa a scatole complete. Ordine minimo 60 scatole / colore (1 pallet completo). Sale in full boxes only. Minimum order 60 boxes / color (1 full pallet).

39x46 15"x18"



Esagona T18 su rete ♦
Rectified R10

4x 51 **PZ** *

SOUESAWH18 WHITE
SOUESAIV18 IVORY
SOUESAGR18 GREY
SOUESASM18 SMOKE
SOUESAMI18 MIX

♦ Disponibile nella versione Mix..
Fai la tua scelta! Available Mix version...Make you choice!

* Vendita tassativa a scatole complete. Ordine minimo 90 scatole / colore (3 pallet completi). Sale in full boxes only. Minimum order 90 boxes / color (3 full pallets).



PEZZI SPECIALI SPECIAL TRIMS

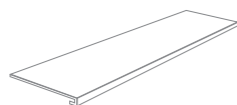


Battiscopa Digitale

SKIRTING
6x60 2.4"x2.4"

6BATSOUGR GREY
6BATSOUIV IVORY
6BATSOUSM SMOKE
6BATSOUWH WHITE

14 PZ
15x

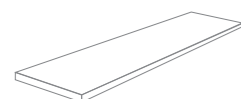


Gradino Lineare Costa Retta

STEP *
33x120 13"x48"

GRASOUGR GREY
GRASOUIV IVORY
GRASOUSM SMOKE
GRASOUWH WHITE

250 PZ
2x



Angolare Costa Retta DX

CORNER STEP *
33x120x3 13"x48"x1.2"

ANGSOUGRDX GREY
ANGSOUIVDX IVORY
ANGSOUSMDX SMOKE
ANGSOUWHDX WHITE

263 PZ
2x

Angolare Costa Retta SX

CORNER STEP *
33x120x3 13"x48"x1.2"

ANGSOUGRDX GREY
ANGSOUIVDX IVORY
ANGSOUSMDX SMOKE
ANGSOUWHDX WHITE

263 PZ
2x

Angolare Costa Retta DX/SX

CORNER STEP *
33x120x3 13"x48"x1.2"

ANGSOUGRDS GREY
ANGSOUIVDS IVORY
ANGSOUSMDS SMOKE
ANGSOUWHDS WHITE

289 PZ
2x

* Disponibile solo su ordinazione . Available on demand

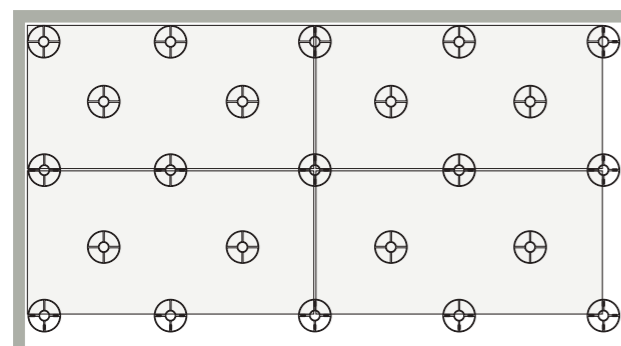
POSA SOPRAELEVATA INSTALLATION ONTO FLAT SURFACES (RAISED LAYING)

Ad oggi non esiste una normativa specifica per i pavimenti sopraelevati da esterno, si rimanda pertanto al professionista progettista un'attenta valutazione dei requisiti del progetto. CERAMICA EURO suggerisce l'utilizzo di supporti aggiuntivi sotto le piastrelle (5° supporto centrale), come da schema sotto riportato.

To date, there is no existing regulatory standard regarding outdoor raised floors. Therefore, the Customer/Designer/Project Manager has to arrange for a careful assessment of the project and its requirements. CERAMICA EURO recommends the adoption of additional supports under the tiles (5th central support), as per diagram below.

Posa sopraelevata 60x120 \pm 2 cm

24"x48" \pm 3/4" Installation onto flat surfaces (raised laying)



SOUL

	pz/box	mq/box	kg/box	box/pal	mq/pal	kg/pal
120x120 48"x48" Rectified R10	2	2,88	55,90	18	51,84	1006,20
60x120 24"x48" Rectified R11 \pm 2 cm	1	0,72	34,00	30	21,60	1020,00
60x120 24"x48" Rectified R10 / R11	2	1,44	29,50	36	51,84	1062,00
60x60 24"x24" Rectified R10 / R11	3	1,08	21,30	40	43,20	852,00
30x60 12"x24" Rectified R10 / R11	6	1,08	21,00	48	51,84	1008,00
30x30 12"x12" Rectified R10 / R11	12	1,08	21,00	48	51,84	1008,00
10x30 4"x12" Rectified R10	32	0,96	19,30	36	34,56	694,80

CARATTERISTICHE TECNICHE . TECHNICAL FEATURES

Norma Di Riferimento . Specification Reference **UNI EN 14411/ISO 13006 Appendice G Bla GL**

Caratteristiche tecniche Technical features	Norma Norm	SOUL
LUNGHEZZA E LARGHEZZA LENGTH AND WIDTH		CONFORME IN ACCORDANCE
SPESSORE THICKNESS		CONFORME IN ACCORDANCE
RETTILINEITÀ SPIGOLI STRAIGHTNESS OF SIDES		CONFORME IN ACCORDANCE
ORTOGONALITÀ RECTANGULARITY	UNI EN ISO 10545-2	CONFORME IN ACCORDANCE
PLANARITÀ SURFACE FLATNESS		CONFORME IN ACCORDANCE
ASPETTO ASPECT		CONFORME IN ACCORDANCE
ASSORBIMENTO D'ACQUA WATER ABSORPTION	UNI EN ISO 10545-3	≤ 0,5%
RESISTENZA A FLESSIONE FLEXURAL STRENGTH	UNI EN ISO 10545-4	≥ 35 N/mm ²
MODULO DI ROTTURA BREAKING STRENGTH		≥ 1300 N
DETERMINAZIONE DELLA RESISTENZA ALL'URTO DETERMINATION OF IMPACT RESISTANCE	UNI EN ISO 10545-5	0,90
RESISTENZA ALL'ABRASIONE (METODO PEI) ABRASION RESISTANCE (PEI-METHOD)	UNI EN ISO 10545-7	DA 3 A 5 IN BASE AL COLORE FROM 3 TO 5, ACCORDING TO COLOR
COEFFICIENTE DI DILATAZIONE TERMICA LINEARE THERMAL EXPANSION COEFFICIENT	UNI EN ISO 10545-8	(5,7±5,9) X 10 ⁻⁶ /°C
RESISTENZA AGLI SBALZI TERMICI THERMAL SHOCK RESISTANCE	UNI EN ISO 10545-9	RESISTENTE RESISTANT
DETERMINAZIONE DELLA DILATAZIONE DOVUTA ALL'UMIDITÀ DETERMINATION OF MOISTURE EXPANSION	UNI EN ISO 10545-10	0,0 mm/m
DETERMINAZIONE DELLA RESISTENZA AL CAVILLO DETERMINATION OF CRAZING RESISTANCE	UNI EN ISO 10545-11	RESISTENTE RESISTANT
RESISTENZA AL GELO FROST RESISTANCE	UNI EN ISO 10545-12	INGELIVO FROST-RESISTANT
RESISTENZA AGLI AGENTI CHIMICI RESISTANCE TO CHEMICALS	UNI EN ISO 10545-13	MINIMO CLASSE B MINIMUM CLASS B
RESISTENZA ALLE MACCHIE STAIN RESISTANCE	UNI EN ISO 10545-14	MINIMO CLASSE 3 MINIMUM CLASS 3
	DIN 51130	R10 R11
RESISTENZA ALLO SCIVOLAMENTO SLIP RESISTANCE	C.o.F.B.C.R./D.M. 236 14/6/89	μ >0,40
	D.C.o.F / ANSI A326.3	>0,42
REAZIONE AL FUOCO REACTION TO FIRE	96/603/CE	A1 _{FL} /A1